

FEATURES

210 x 52mm
Profile

Two
Compartments

Twin Lids

- 2 compartment profile offering increased cabling capacity
- Can be sub-divided
- Screw-on corner fittings for added security
- Accepts all leading wiring accessories
- Accommodates 25mm and 35mm deep boxes to accept a wider range of accessories
- Optional data cable guides enables cables to maintain a minimum 50mm bend radii

Standards: BS 4678-P14, BS7671(IEE Regs), BS6701, BSEN 50173, BSEN 50174-2, (CENELEC), ANSI/TIA/EIA 586B, ISO IEC 11801.

Cableline Duo - profile EP2 at dado level.

SELECTOR CHART

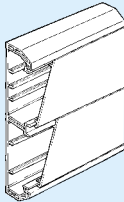
Product	Length	Material	Colours/Finishes Available	Available as PowerTrack	Available Prewired	Compatible with Clicline Wiring Accessories	Accepts Socket Mounting Boxes	
				See Pages 28-29	See Pages 65-67		25mm deep	35mm deep
EP2W	3m	uPVC	Standard: Alpine White, Other Colour Options: RAL Colours	✓	✓	✓	✓	✓

• Please contact our sales office for minimum quantities, lead times and price information.

TRUNKING ASSEMBLIES AND FITTINGS

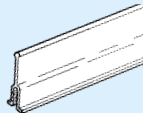
Trunking Assembly

Ref	Size	Packed
EP2	210 x 52mm	2 x 3m



Divider

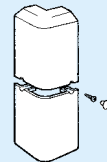
Ref	Size	Packed
EPD 2	50mm deep	16 x 1.5m



External Angle

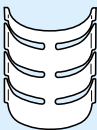
Inc. continuity pieces

Ref	Packed
EPX 2	1



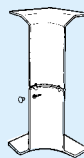
External Angle Data Cable Guide

Ref	Packed
EP DCG 1	1



Internal Angle

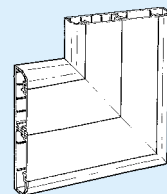
Ref	Packed
EPI 2	1



Flat Angle

Ref	Packed
EPF 2	1

Data Cable Guide
DCG B

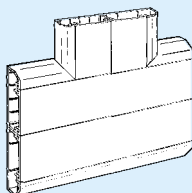


Flat Tee

Ref	Packed
EPT 2	1

Includes two cross-over units Ref DLO3

Data Cable Guide
DCGA



Joint Cover

Ref	Packed
EPJ 2	2



Fixed End Caps

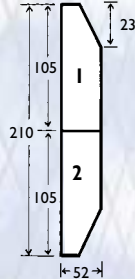
Ref	Packed
EPS 2	2



MITA's Data Cable Guide (EPDCG1), when fixed into an external corner, enables cables to maintain a minimum 50mm bend radii.



EP2



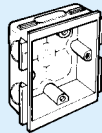
For cable capacity charts please refer to the Technical Section

COMPONENTS (White unless shown otherwise)

BOXES & FRAMES

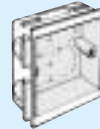
Socket Mounting Boxes

Size	Ref	Packed
1 gang 25mm deep	CLB 3-1	10
1 gang vertical mounting box 25mm deep	CLB 3-1/4	10
1 gang 35mm deep	CLB 4-1	10
2 gang 25mm deep	CLB 3-2	10
2 gang 35mm deep	CLB 4-2	10



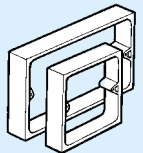
Screened Socket Mounting Boxes

Size	Ref	Packed
1 gang 25mm deep	CLBS 1	10
1 gang vertical mounting box 25mm deep	CLBS 1/4	10
1 gang 35mm deep	CLBS 3	10
2 gang 25mm deep	CLBS 2	10
2 gang 35mm deep	CLBS 4	10



Extension Collars

Size	Ref	Packed
1 gang 10mm deep	CEC 110	10
1 gang 19mm deep	CEC 119	10
2 gang 10mm deep	CEC 210	10
2 gang 19mm deep	CEC 219	10



Mounting Frames

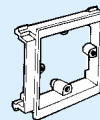
for 45 x 45mm Accessories

Type	Ref	Packed
1 gang	ATMF 451	15
2 gang	ATMF 452	10



Socket Mounting Plate

Type	Ref	Packed
1 gang	CTMP 1	15
2 gang	CTMP 2	10



Mounting Frames

for Eunica Accessories

Type	Ref	Packed
1 gang	EAMF 1	15
2 gang	EAMF 2	10
2 x 1 gang	EAMF 3	10



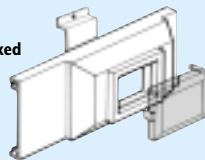
ACCESSORIES

MCB/RCD Housing

Complete with DIN mounting rail and 2 Joint Covers

To suit	Ref	Packed
Profile: EP2 Housing Unit only	DCH 3	1
Housing Unit with Cover	DCHC 3	1

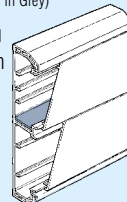
See Technical Section for MCB/RCD suitability.



Screening Divider (Illustrated in Grey)

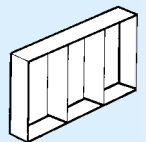
Size	Ref	Packed
34mm x 1mm	SS34	4x1.5m

For further details, please refer to the Technical Section.
Other options are available.
Contact us for further information.



Rear Cable Entry Box

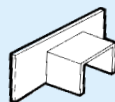
Ref	Packed
CBB3	1



Mini Trunking Adaptors

Self Adhesive

Size	Ref	Packed
16 x 16mm	CLA 3-1	5
25 x 16mm	CLA 3-2	5



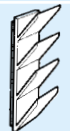
Cross Over Unit (Colour Red)

Ref	Packed
DLO 3	5



Cable Hanger (Colour Red)

Ref	Packed
CLH 3	10



Cable Retainers

Ref	Packed
EPC2W	10



PLEASE NOTE: All drawings are for illustration purposes only.
Fittings will vary according to profile selected.