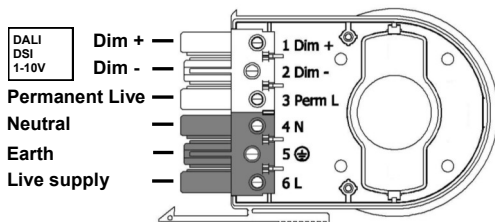


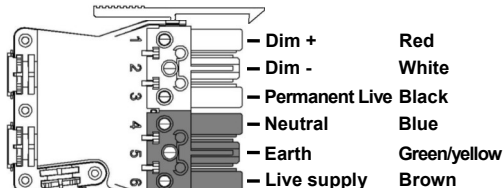
# VITM6-ROSE

## Vitesse Modular Ceiling Rose - 6 pole

### Mains wiring



### Connector wiring

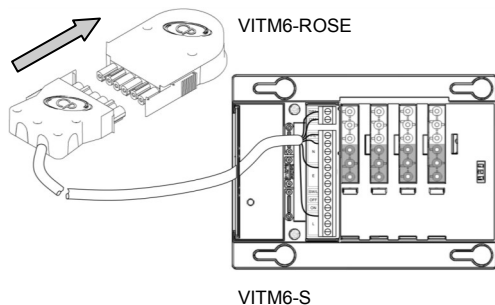


Standard cable core colours used by CP Electronics

### VITM6-S connection

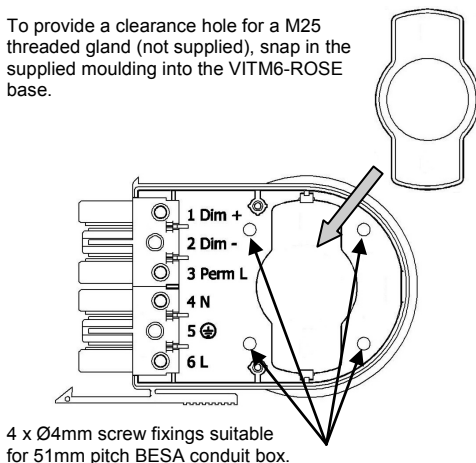
Use a VITM-ROSE when there is a need to take power and dimming signal from a conduit box. Wire the end of the flexible lead into the terminals of the VITM6-S before plugging the connector into the VITM6-ROSE.

See *VITM6-S Product Guide* for wiring connection details.



### Fixings

To provide a clearance hole for a M25 threaded gland (not supplied), snap in the supplied moulding into the VITM6-ROSE base.



### Technical data

Voltage	230V a.c.
Frequency	50Hz
Terminal capacity	2.5mm <sup>2</sup>
Temperature	0°C to 40°C
Current rating	16A
Compliance	BS 5733:2010

**For lighting purposes only with suitable circuit protection. For fixed wiring only. Single phase use only.**

#### IMPORTANT NOTICE!

This device should be installed by a qualified electrician in accordance with the latest edition of the IEE wiring regulations.



**C.P. Electronics Ltd**

Brent Crescent

London

NW10 7XR

United Kingdom

Tel: + 44 (0) 333 900 0671

Fax: + 44 (0) 333 900 0674

[www.cpelectronics.co.uk](http://www.cpelectronics.co.uk)

[enquiry@cpelectronics.co.uk](mailto:enquiry@cpelectronics.co.uk)